






**SMART DR:
Add Images Vs New Exam**

SmartDR makes it easy to add a study or to add images to an existing study.

Add Image to Existing Study: *When adding an image to an existing study, the new images will be placed in the “folder” from the original study date. If an image was taken on 10/27/2014 but the Resume Shot  button or the Add Shot*

 **button** was selected under the study, those images will be placed under the study dated 10/23/2014. When a doctor goes to look for the images on 10/27, they will not appear because they are in the study dated 10/23.

New Study: *If a patient has been entered into the system and returns for x-rays on a different day, press the New Study  button next to the patient name*

New Study: *Add a study for an existing patient on a NEW date*

Add Images to Existing Study: *Used for adding images on the same date. Examples would be for a barium/contrast study or if more shots were needed for a better reading*

